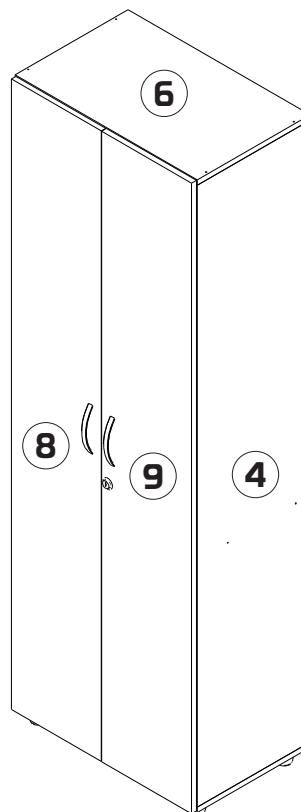
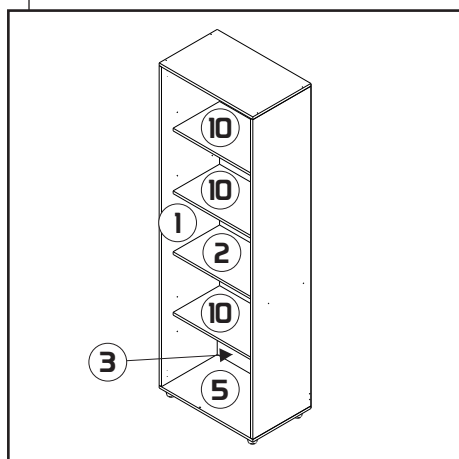
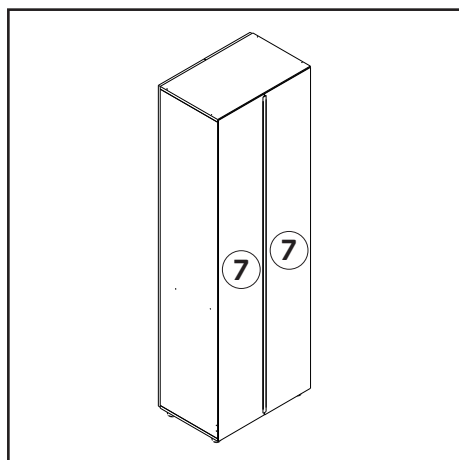


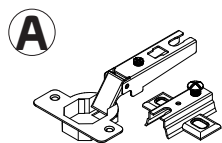
INSTRUCCIONES DE ENSAMBLE

Encuétranos en: www.practimac.com y [YouTube/practimac](https://www.youtube.com/channel/UCpractimac)

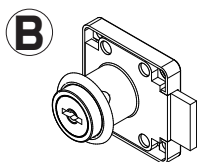
MUEBLE AUXILIAR ALICANTE pm20063BP / pm20063WE / pm20063RO



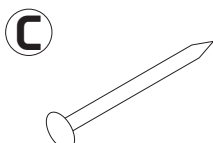
HERRAJES



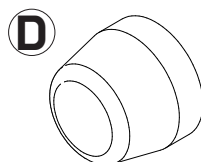
A
6 Und.
Bisagra parche 35mm
20040001



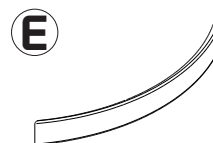
B
1 Und.
Cerradura de cajón
0004379



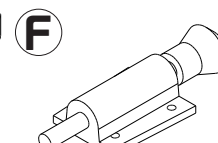
C
32 Und.
Puntilla de acero 3/4
20020006



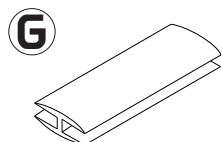
D
4 Und.
Deslizador de pata
40mm
20080027



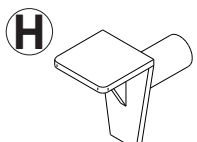
E
2 Und.
Manija plana abs
niquel mpl128
20010029



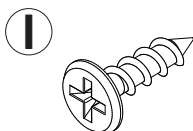
F
2 Und.
Pasador euro vera
de 2 1/4
20040015



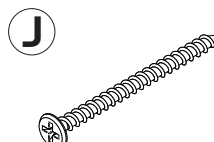
G
1 Und.
Perfil empalme H-3
(1772mm)
0004654



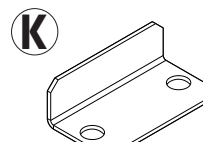
H
12 Und.
Soporte entrepaño
WE 20060014
RO 20060015
BP 20060015



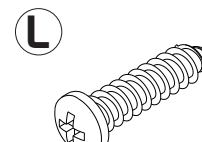
I
28 Und.
Tornillo 6x5/8 ave
phi zinc
aglomerado
0004705



J
19 Und.
Tornillo 6x2" ave
phi autoperforante
0000152



K
2 Und.
Platina de
cerradura
0004635



L
4 Und.
Tornillo 6x3/4 pan
phi zinc
0004488

 **Practimac**
tu espacio, tu vida.

RECOMENDACIONES DE ENSAMBLE

Nivelación de las puertas

